



Project _____
AIA # _____ SIS# _____
Item # _____ Quantity _____ C.S.I. Section 114000



ABSECO-705EB - 5-Tray Electric Convection Oven



MARKETING SPECIFICATION

Specified Electric Convection Oven shall be an ABSECO-705EB, with 5 - 18" x 26" Pan Capacity, Stainless Steel Interior and Exterior, Steam Injection, Digital Controls readable in degrees F or C, Bake Timer, Steam Timer and Interior Light, Heavy-Duty Air Circulation Fan, Timed Automatic Reversing Air Circulation. Cool to the Touch Safety Door and ETL/UL and ETL/NSF Listings.



Meets UL 763 and NSF-8 Standards

Model ABSECO-705EB

5-Pan Capacity with Steam

STANDARD FEATURES

- Stainless Steel Interior and Exterior
- (5) 18" x 26" Standard American Bun Pan Capacity
- Digital Controls Readable in F or C, with Bake Timer, Steam Timer and Lights
- Heavy-Duty Heating Elements Located Outside the Baking Chamber
- Heavy-Duty Air Circulation Fan with Timed Automatic Reverse Air Flow
- Steam Injection System with Manual Damper
- Safety Door with Cool-Touch and Slow-Open Latch
- Stackable - Second unit can be Added to the top
- Electrical 208-230/60/3
- ETL/UL and ETL/NSF Approvals—Meets or Exceeds UL 763 and NSF Standards

CONTROL AND PERFORMANCE FEATURES

- Easy Readable Digital Controls in C or F
- Steam Injection System with Manual Damper
- Automatic Timed Reverse Air Flow - Eliminates Pan Turning
- Heavy-Duty Heating Elements Insures Quick Recovery
- Safe Cool-Touch Door with Slow-Open Latch
- Bake Timer, Steam Timer, and Interior Lighting Standard

OPTIONS & ACCESSORIES

- Racked Out Base with Casters
- Under Oven Proofer Base on Casters

STANDARD PRODUCT WARRANTY

- One-Year Parts and Labor (Contiguous US and Canada Mainland)



MPM Food Equipment Group, LLC
236 Egidi Drive, Suite A, Wheeling, IL 60090
Phone: 800-976-6762 Fax: 847-297-6725
Email: info@mpmfeg.com
WEB: www.mpmfeg.com

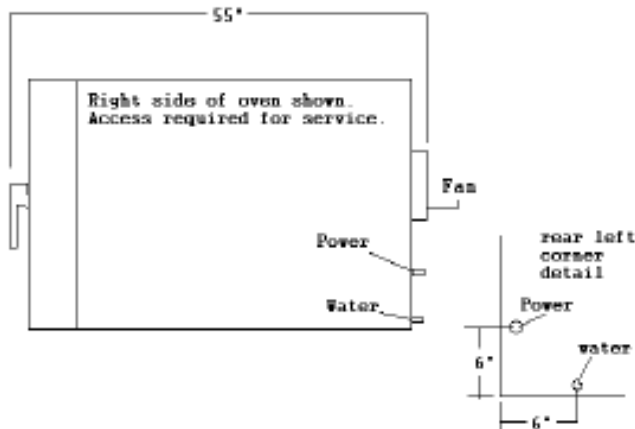
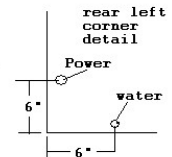
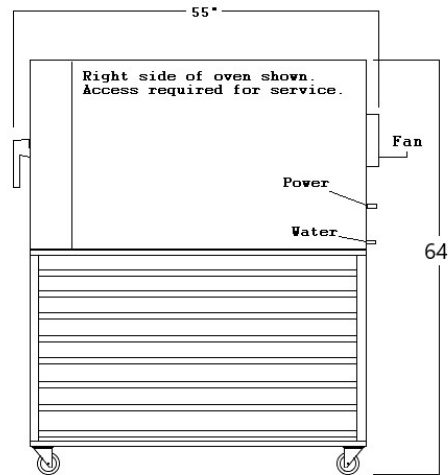
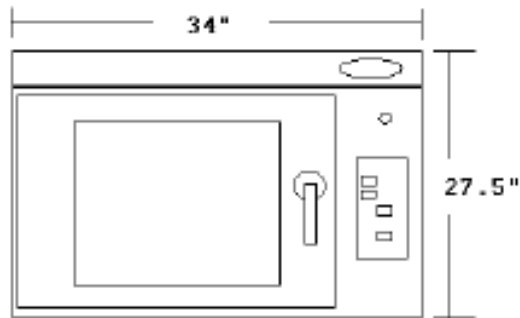
Send Orders to: ABSorders@mpmfeg.com





5-Tray Electric Convection Oven

ABSECO-705EB



MODEL ABSECO-705EB UTILITY SPECIFICATIONS

Electrical	208-230/60/3
Plug	NEMA 14-50P
Unit kW	12.5 kW
Breaker	45 Amps

SHIPPING

Model	Crated Dimensions Height x Width x Depth	Unit Dimensions Height x Width x Depth	Weight	Net Weight	Freight Class	Door Clearance	Fork Lift Delivery Recommended
ABSECO-705EB	50" x 38" x 60"	27.5" x 34" x 55"	530	400 With Stand	110	Verify path from loading dock to install location.	Yes



Send Orders to: ABSorders@mpmfeg.com